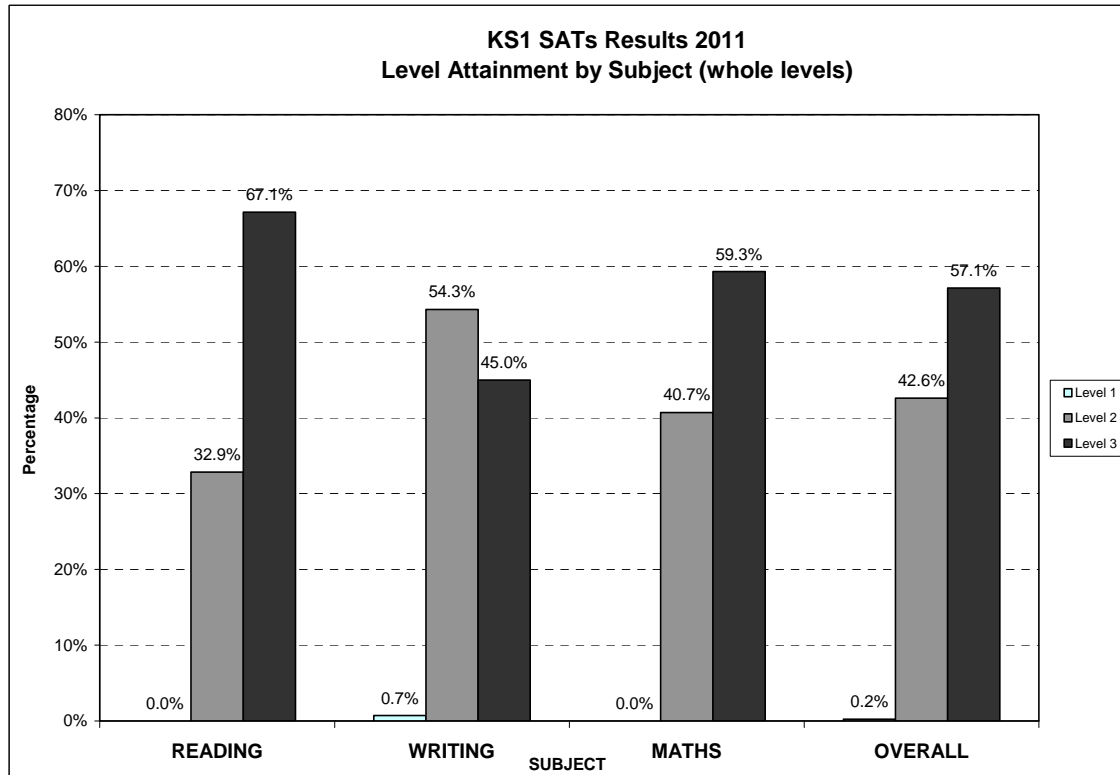


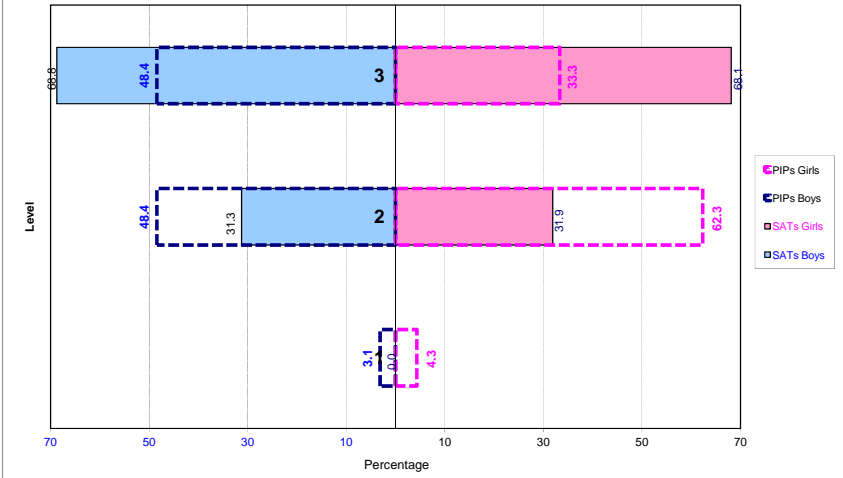
# Infant School Academic Results 2011

The attainment of our KS1 pupils in 2011 was outstanding. The year on year rise in pupils achieving Level 3 continued and is the best the school has recorded.

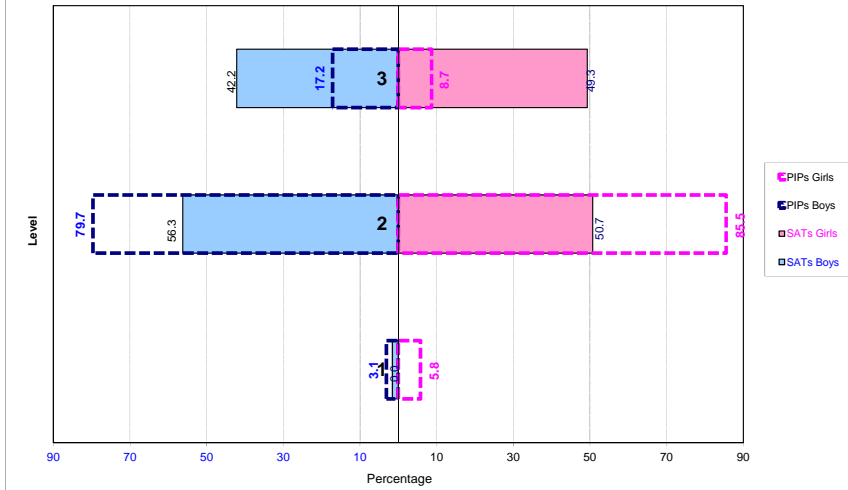


The following charts show a gender breakdown of our pupils' results in reading, writing and mathematics and help to illustrate 'value added'. The dotted lines show the percentage of pupils who were predicted each level, while the solid lines show the actual percentages achieved. In reading, for example, 33.3% of girls were predicted a Level 3; in fact, 68% of girls achieved this higher level. These extra pupils, who were predicted a Level 2 (or 1), represent part of our value added. Similarly, looking at our maths results, 30% of boys were predicted a Level 3. In the actual tests, just under 75% of boys reached this level.

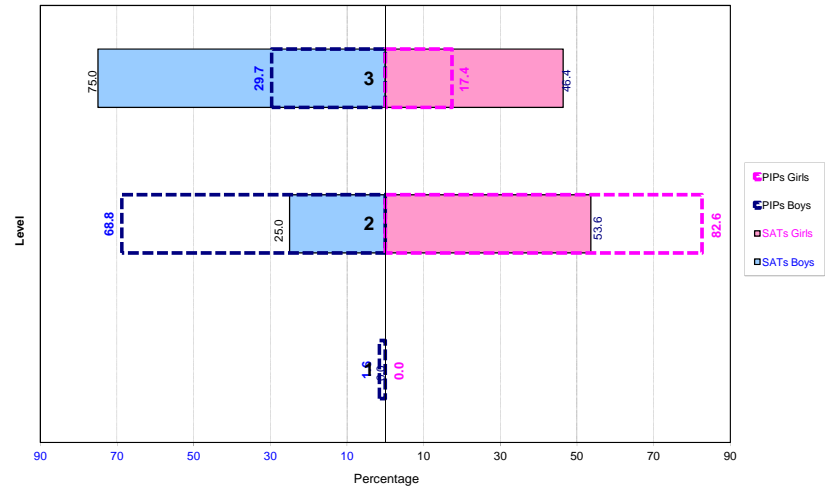
**READING RESULTS: 2011**  
**SATs Results Compared with PIPs Predictions**



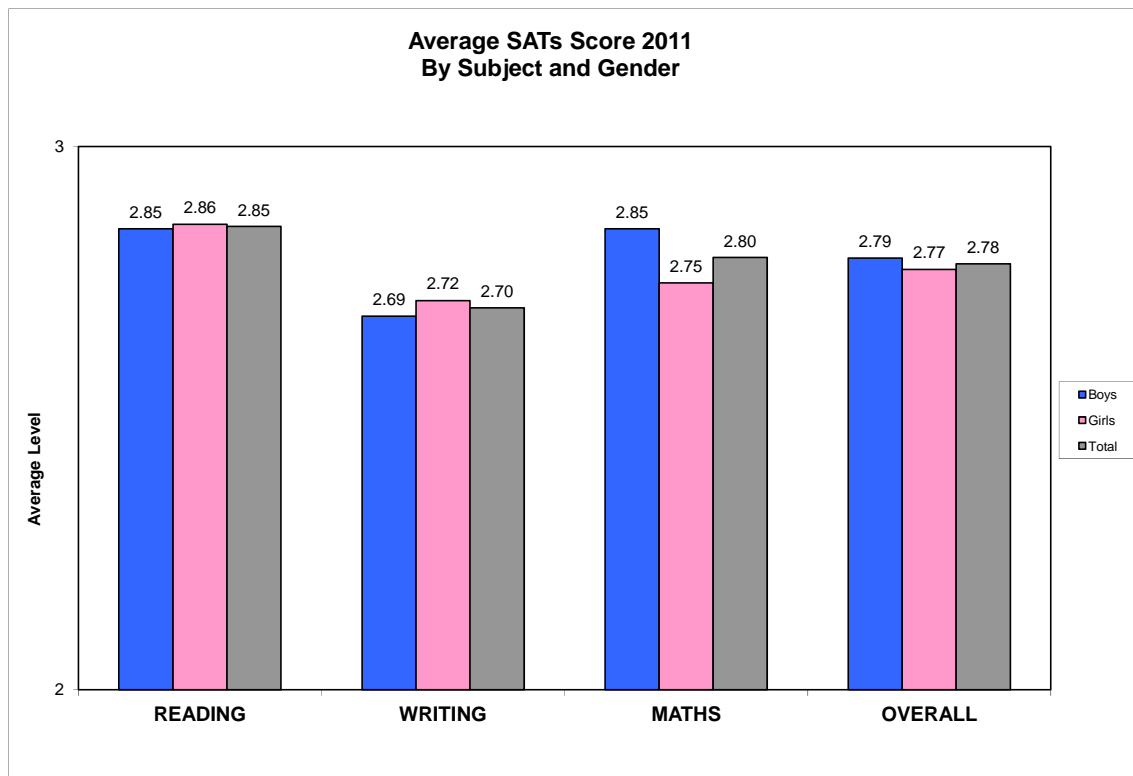
**WRITING RESULTS: 2011**  
**SATs Results Compared with PIPs Predictions**



**MATHS RESULTS: 2011**  
**SATs Results Compared with PIPs Predictions**



The average levels achieved by our boys and girls in the KS1 SATs were as follows:



Comparison with UK figures shows that our pupils' attainment across all subjects continues to be far higher than that seen in UK schools. Level 2C is the expected level for children at the end of KS1.

		Level 2C or above			Level 3		
		National results	St Chris	Diff. in % points	National results	St Chris	Diff. in % points
<b>READING</b>	All pupils	85	100	<b>+15</b>	26	67	<b>+41</b>
	Boys	82	100	<b>+18</b>	22	70	<b>+48</b>
	Girls	89	100	<b>+11</b>	30	65	<b>+35</b>
<b>WRITING</b>	All pupils	81	99	<b>+18</b>	13	45	<b>+32</b>
	Boys	76	99	<b>+23</b>	9	42	<b>+33</b>
	Girls	87	100	<b>+13</b>	17	47	<b>+30</b>
<b>MATHS</b>	All pupils	89	100	<b>+11</b>	20	59	<b>+39</b>
	Boys	88	100	<b>+12</b>	23	75	<b>+52</b>
	Girls	91	100	<b>+9</b>	18	45	<b>+27</b>

In addition to this 'summative' data at the end of Key Stage 1, regular teacher assessment is undertaken throughout the Infant School. This data is used formatively to inform teaching and learning, to set targets for each pupil and to monitor their progress. To complement our teacher assessment, CEM Centre tests are used from Nursery to Year 2 and provide useful formative and summative data. NFER Mathematics tests are set at the start of Year 2.