







FOUNDATION STAGE 1**NURSERY****TERM 3 OVERVIEW**

Topics: '1,2,3 Splash' and 'Barnaby's Travels'

	At School	At Home
Personal, Social and Emotional Development 	Form good relationships with Adults and peers. Work as part of a group or class, taking turns and sharing fairly, understanding that there needs to be agreed values and codes of behaviour for groups of people, including adults and children, to work together harmoniously.	You are your child's best role model. Highlight your friendships, how sometimes you have to compromise and the benefits of sharing time with your friends. Taking turn games are always fun when the whole family are involved.
Communication, Language and Literacy Development 	Explore and experiment with sounds, words and texts. Retell narratives in a correct sequence, drawing on language patterns of stories. Know that print carries meaning and, in English, is read from left to right, top to bottom. Show an understanding of the elements of stories, such as main characters, sequence of events, and openings, and how information can be found in non-fiction texts to answer questions about where, what, who, why and how.	All parents would like their child to be able to read well and with enjoyment. You can play a big part in encouraging your child's interest in books : 1. Try to look at a book together every day. 2. Show your child how to hold a book and turn the pages. 3. Talk about the pictures and tell the story using the pictures. 4. Tell and retell favourite stories. Your child will love to have special stories repeated, until they can be retold to anyone who will listen. 5. Share poetry and rhyme books. 6. Let your child see you reading regularly. 7. Point out familiar signs and labels e.g. Alosra, EXIT, CAR PARK, etc. 8. Share your own books, catalogues, magazines, cookery books, road maps and other information books. 9. Make use of the school library. Opening times are listed on the library door. 10. Help your child to start a collection of books at home. 11. Most of all, give your child time, enthusiasm and encouragement. Children who are constantly Using books think they can read, know books are there to be enjoyed, find great pleasure and fun in them and will eventually become confident readers.

<p>Problem Solving, Reasoning and Numeracy</p> 	<p>Shopping/café In practical activities and Discussion, begin to use the vocabulary involved in adding and subtracting. Use language such as 'more' or 'less' to compare 2 numbers. Find one more or one less than a number 1-10. Begin to relate addition to combining 2 groups of objects and subtraction to 'taking away.'</p>	<p>Let your child help with cooking by counting the spoonfuls, weighing ingredients etc. Sing number rhymes e.g. '5 currant buns', '1,2,3,4,5, once I caught a fish alive'. Play simple maths games, colour dominoes, snap, snakes and ladders etc. Activities like these, which encourage investigation, talk and play will develop young children's mathematical knowledge and confidence.</p>
<p>Knowledge and Understanding of the World.</p> 	<p>Observe, find out about and identify features in the place they live and the natural world. Find out about their environment, and talk about those features they like and dislike. Build and construct with a wide range of objects, selecting appropriate resources, and adapting their work where necessary. Select the tools and techniques they need to shape, assemble and join materials they are using.</p>	<p>Forget those expensive toys, who can resist sand and water! Children enjoy mixing materials, happily working together and being imaginative creating a building site. Constructional toys help children develop concentration, recognise colours and shapes, use mathematical language and use their creativity and imagination</p>
<p>Physical Development</p> 	<p>Dilmun trip to promote water safety The children will continue to develop their physical skills by: Moving with control and coordination. Travelling around, under, over and through balancing and climbing equipment. Handling tools, objects, and malleable materials safely and with increasing control.</p>	<p>While they are not yet able to grasp the concept of games with complex rules, three to five year old children are capable of playing simple games. Parents and older siblings make perfect playmates for young children and children thrive not only on the activity, but the feelings of connection to family members as well. Hide and Seek, Follow the Leader, Simon Says, and good old fashioned tag are all activities that young children enjoy, are easily learned and played, and provide outlets for youthful energy. Even daily activities can be turned into games, making young children much more cooperative when it comes time to clean up their belongings.</p>
<p>Creative Development</p> 	<p>Developing the Senses Respond in a variety of ways to what they see, hear, smell, touch and feel. Express and communicate their ideas, thoughts and feelings by using a widening range of materials, suitable tools, imaginative and role play, movement, designing and making, and a variety of songs and musical instruments.</p>	<p>This website has plenty of printables and activities that you and your child can do together. http://www.dltk-kids.com/</p>

